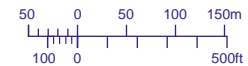
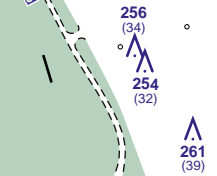
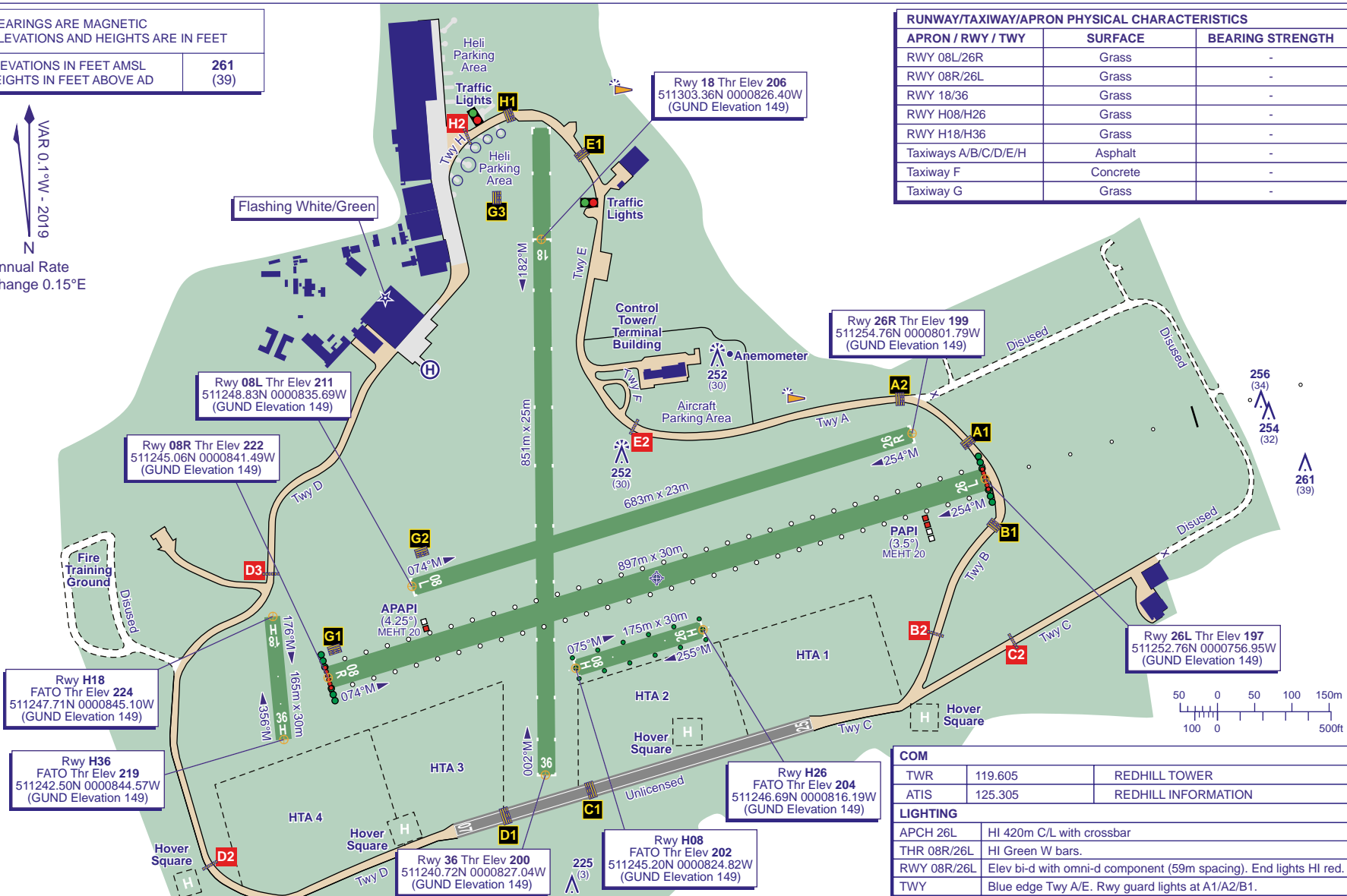


AERO INFO DATE 05 NOV 18

BEARINGS ARE MAGNETIC ELEVATIONS AND HEIGHTS ARE IN FEET	
ELEVATIONS IN FEET AMSL	261
HEIGHTS IN FEET ABOVE AD	(39)

VAR 0.1°W - 2019
N
Annual Rate of Change 0.15°E

RUNWAY/TAXIWAY/APRON PHYSICAL CHARACTERISTICS		
APRON / RWY / TWY	SURFACE	BEARING STRENGTH
RWY 08L/26R	Grass	-
RWY 08R/26L	Grass	-
RWY 18/36	Grass	-
RWY H08/H26	Grass	-
RWY H18/H36	Grass	-
Taxiways A/B/C/D/E/H	Asphalt	-
Taxiway F	Concrete	-
Taxiway G	Grass	-



COM		
TWR	119.605	REDHILL TOWER
ATIS	125.305	REDHILL INFORMATION
LIGHTING		
APCH 26L	HI 420m C/L with crossbar	
THR 08R/26L	HI Green W bars.	
RWY 08R/26L	Elev bi-d with omni-d component (59m spacing). End lights HI red.	
TWY	Blue edge Twy A/E. Rwy guard lights at A1/A2/B1.	

CHANGE (2/19): TWR FREQUENCY.

AD 2-EGKR-2-1